

Scaled data based on original data using
LM-79-08 Approved Method: Electrical and Photometric Measurements of Solid-
State Lighting Products

Test Report Prepared for
Cooper Lighting Solutions
(formerly Eaton)

Brand: STREETWORKS

Report Number: P367679

Luminaire Tested: **PMM-SA3A-730-U-5WQ**

Issue Date: 12/2/2019

Test Information

Test Method: LM-79-08
Report Number: P367679
TEST IS SCALED FROM IESNA LM-79-08 TEST DATA (G2-1910-543-4)
Test Lab: INNOVATION CENTER
Issue Date: 12/2/2019
Manufacturer: COOPER LIGHTING SOLUTIONS (FORMERLY EATON)
Product Line: STREETWORKS
Catalog Number: PMM-SA3A-730-U-5WQ
Description: MESA POST TOP DECORATIVE LUMINAIRE. (3) LIGHTSQUARES WITH 16 LEDS EACH AND TYPE V WIDE OPTICS.
Light Source: -
Ballast/Driver: ELECTRONIC DRIVER

Summary

Lumens per Lamp: N/A
Luminaire Lumens: 11460 lumens
Efficiency: N/A
Efficacy: 119.4 lumens/watt
Luminous Opening: Rectangular (W 1' x L: 1' x H: 0')
IES Classification: Type V - Short
BUG Rating: B4 - U0 - G2

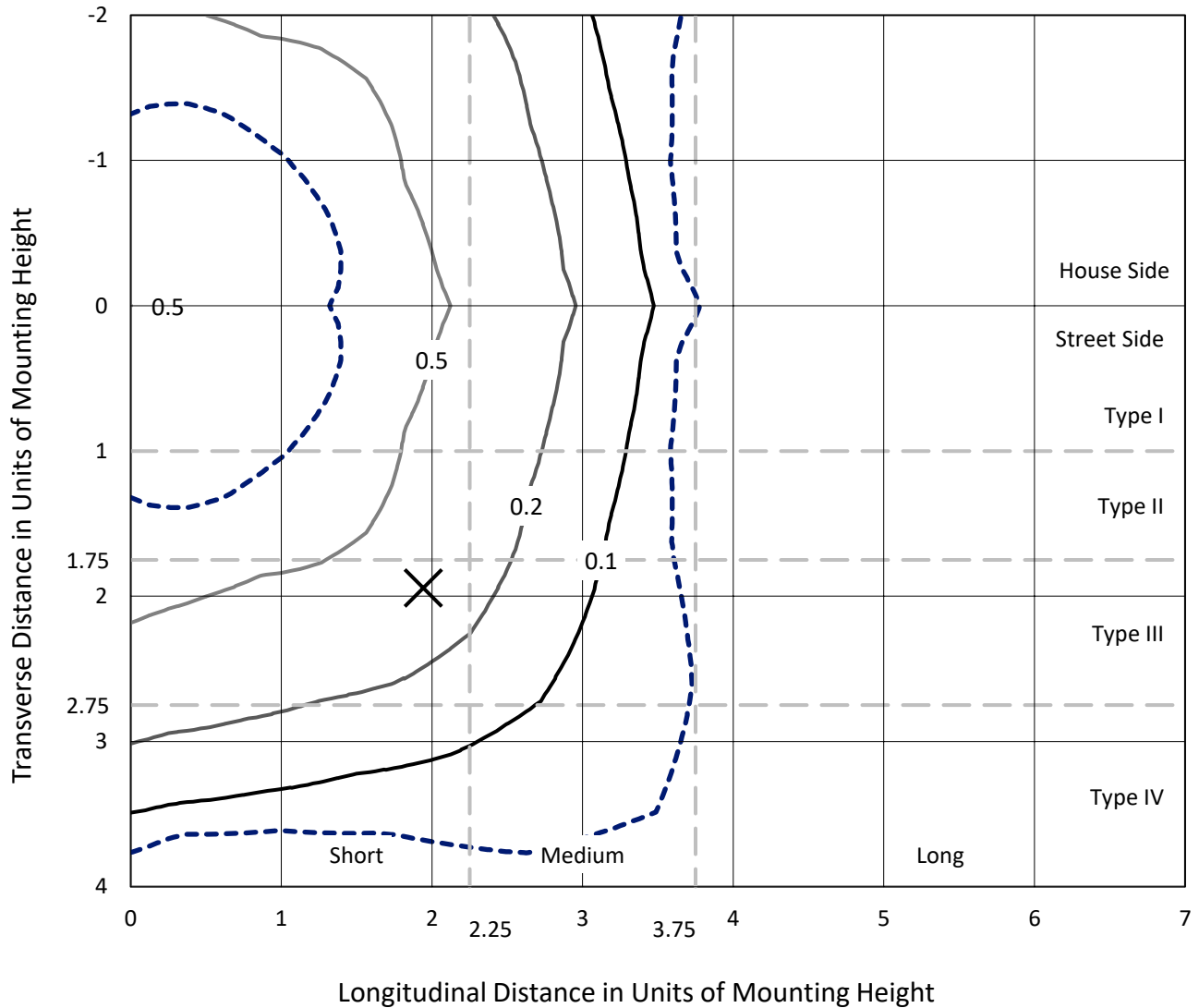
Input Watts (W): 96
Input Voltage (V): NR
Input Current (Ain): NR
Voltage Rise (V): NR
Power Factor: NR
Total Harmonic Distortion (THDi): NR
Frequency (hertz): 60
Stabilization Time: NR
Operation Time: NR
Ambient Temperature (°C): NR
Test Distance: 28.75 FT



REPORT NUMBER: P367679
 CATALOG NUMBER: PMM-SA3A-730-U-5WQ

Iso-Footcandle Lines of Horizontal Illumination

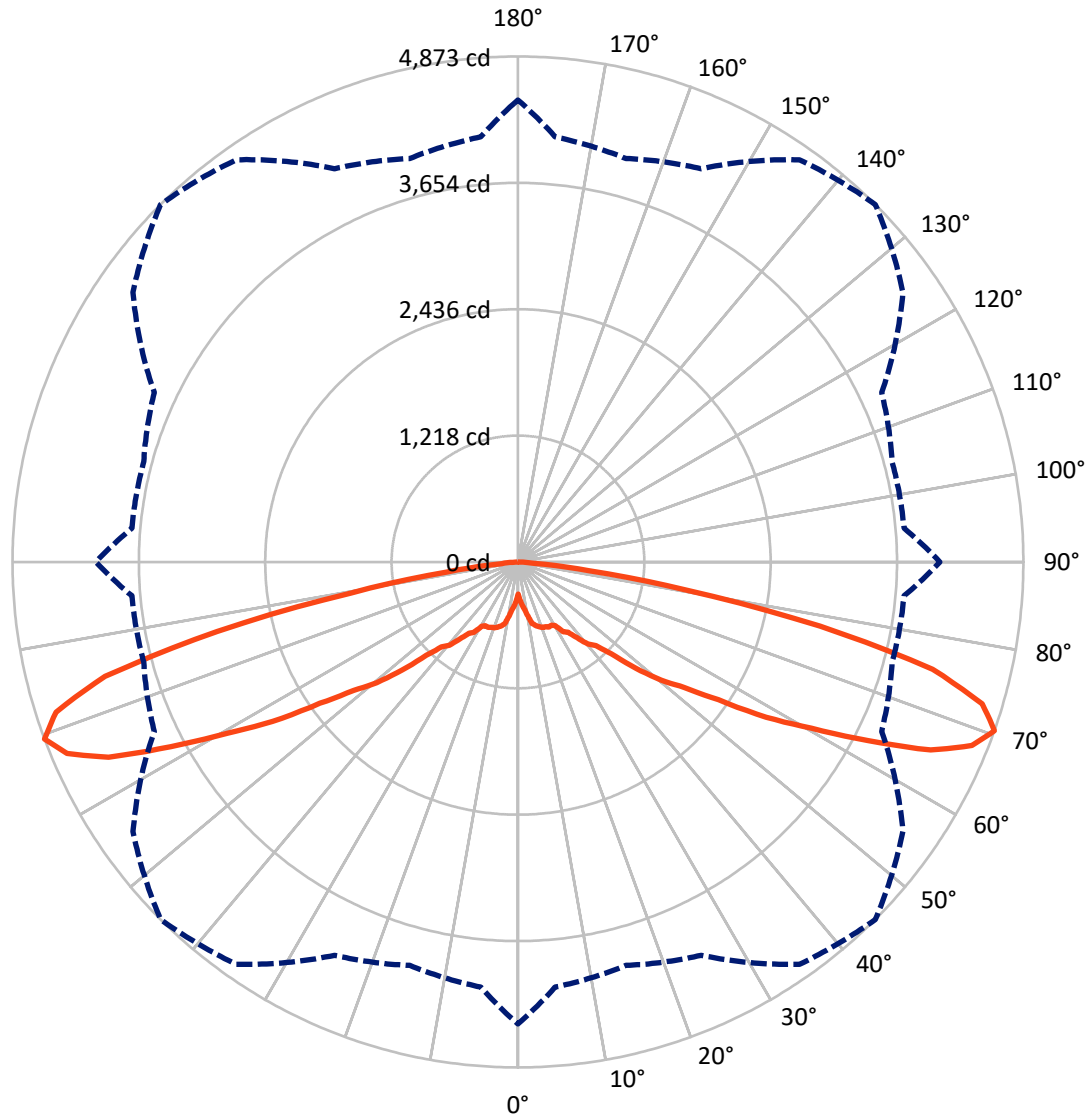
✕ Max cd
 - - - 1/2 Max cd



Based on 25 foot mounting height. Maximum calculated value = 1 fc
 Type V - Short - N/A

REPORT NUMBER: P367679
CATALOG NUMBER: PMM-SA3A-730-U-5WQ

Luminous Intensity Polar Plot



— Vertical Plane Through 45-Deg Lateral - - - Horizontal Cone Through 70-Deg Vertical

REPORT NUMBER: P367679

CATALOG NUMBER: PMM-SA3A-730-U-5WQ

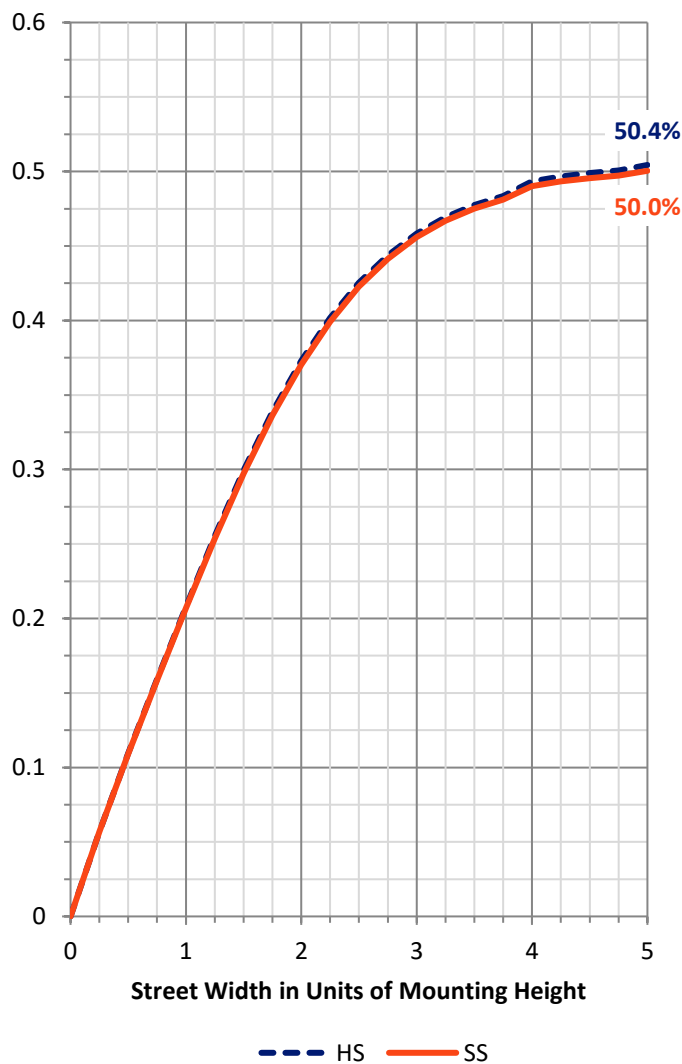
FLUX DISTRIBUTION:

		Downward	Upward	Total
House Side	Lumens	5730.0	0.0	5730.0
	% Fixture	50.0	0.0	50.0
Street Side	Lumens	5730.0	0.0	5730.0
	% Fixture	50.0	0.0	50.0
Total	Lumens	11460.0	0.0	11460.0
	% Fixture	100.0	0.0	100.0

ZONAL LUMENS:

Zone	Lumens	% Fixture
0°-10°	45.1	0.4
10°-20°	180.4	1.6
20°-30°	341.1	3.0
30°-40°	594.1	5.2
40°-50°	1135.7	9.9
50°-60°	2202.2	19.2
60°-70°	3856.1	33.6
70°-80°	2898.1	25.3
80°-90°	207.4	1.8
90°-100°	0.0	0.0
100°-110°	0.0	0.0
110°-120°	0.0	0.0
120°-130°	0.0	0.0
130°-140°	0.0	0.0
140°-150°	0.0	0.0
150°-160°	0.0	0.0
160°-170°	0.0	0.0
170°-180°	0.0	0.0
0°-90°	11460.0	100.0
0°-180°	11460.0	100.0

Coefficient of Utilization



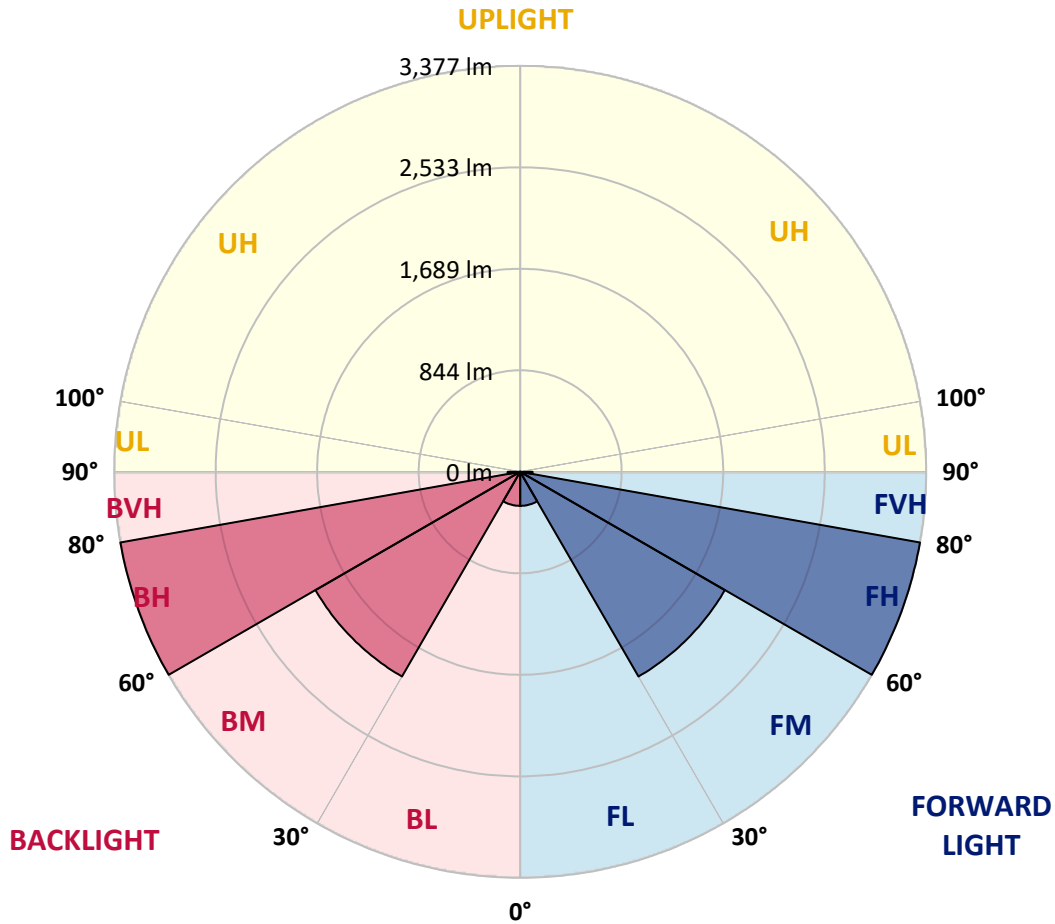
REPORT NUMBER: P367679
 CATALOG NUMBER: PMM-SA3A-730-U-5WQ

LUMINAIRE CLASSIFICATION SYSTEM LUMEN TABLE AND BUG RATING:

Zone	Lumens	% Fixture	Zone Rating/Lumen Limit		
			B	U	G
FL (0°-30°)	283.3	2.5			
FM (30°-60°)	1966.0	17.2			
FH (60°-80°)	3377.1	29.5			G2/5000
FVH (80°-90°)	103.7	0.9			G2/225
BL (0°-30°)	283.3	2.5	B1/500		
BM (30°-60°)	1966.0	17.2	B2/2500		
BH (60°-80°)	3377.1	29.5	B4/5000		G2/5000
BVH (80°-90°)	103.7	0.9			G2/225
UL (90°-100°)	0.0	0.0		U0/0	
UH (100°-180°)	0.0	0.0		U0/0	

BUG Rating: B4-U0-G2

Type V Short





REPORT NUMBER: P367679
 CATALOG NUMBER: PMM-SA3A-730-U-5WQ

CANDELA DISTRIBUTION (FULL):

	0°	5°	15°	25°	35°	45°	55°	65°	75°	85°	90°
0°	309.9	309.9	309.9	309.9	309.9	309.9	309.9	309.9	309.9	309.9	309.9
2.5°	377.0	371.2	353.0	353.9	362.3	363.2	364.1	353.0	350.3	373.0	374.3
5°	478.8	465.5	452.1	446.8	438.8	416.6	441.0	443.7	449.0	466.4	474.4
7.5°	546.8	530.4	512.2	501.0	479.3	461.0	481.0	497.5	508.2	527.7	538.8
10°	559.7	549.9	549.1	529.5	525.5	532.2	530.8	531.3	547.3	547.7	554.4
12.5°	600.2	607.3	593.5	586.8	590.8	607.3	594.0	588.2	592.2	610.4	602.8
15°	653.1	661.5	640.6	630.0	619.3	634.9	621.1	631.3	644.2	657.5	650.9
17.5°	711.8	712.2	683.8	644.2	653.5	655.8	650.9	642.4	679.3	711.3	708.2
20°	743.8	743.3	694.4	640.6	668.2	673.1	668.6	639.7	695.3	739.3	738.0
22.5°	776.7	766.9	708.2	664.6	674.9	678.9	668.6	666.0	708.2	769.6	769.1
25°	794.5	802.9	738.4	711.3	702.9	693.5	702.4	706.9	747.3	807.4	790.0
27.5°	850.0	836.2	747.3	744.7	726.9	690.0	720.7	742.4	744.7	841.6	859.4
30°	900.3	905.6	787.3	791.3	758.9	712.2	759.8	794.5	801.1	906.5	904.7
32.5°	953.6	955.8	858.5	817.1	803.4	801.6	783.3	813.6	866.0	950.5	954.1
35°	1034.5	1052.8	922.1	866.5	849.1	831.4	847.4	874.5	923.4	1050.1	1041.2
37.5°	1219.9	1191.0	1060.3	945.2	933.6	926.5	939.4	959.0	1059.0	1194.1	1235.5
40°	1349.3	1335.5	1157.7	1075.4	1002.5	1040.8	1010.5	1086.1	1168.8	1336.4	1363.1
42.5°	1549.8	1488.4	1305.7	1203.9	1128.3	1101.2	1118.1	1216.8	1322.2	1508.9	1561.4
45°	1742.3	1647.6	1491.1	1401.3	1286.6	1258.2	1280.8	1396.9	1518.7	1666.3	1758.7
47.5°	1938.8	1841.0	1668.9	1539.1	1445.3	1530.2	1456.0	1566.2	1687.6	1859.2	1941.5
50°	2142.9	2034.4	1864.6	1723.2	1715.2	1790.3	1701.4	1757.9	1870.3	2048.2	2145.1
52.5°	2377.2	2260.2	2090.4	1994.8	2013.5	2008.6	1990.8	1980.6	2091.3	2266.0	2381.2
55°	2655.9	2529.6	2394.0	2350.0	2401.6	2346.0	2372.3	2368.7	2384.7	2509.6	2644.3
57.5°	2992.9	2850.2	2714.1	2704.4	2770.6	2823.1	2776.4	2709.3	2681.2	2802.6	2956.9
60°	3417.5	3242.3	3092.9	3062.2	3251.2	3250.7	3208.5	3058.2	3047.6	3184.9	3370.8
62.5°	3886.5	3673.1	3509.9	3461.0	3757.1	3790.5	3658.9	3389.5	3444.6	3555.3	3775.8
65°	4284.8	4028.3	3876.3	3862.9	4224.8	4372.0	4081.2	3712.7	3730.4	3822.5	4061.2
67.5°	4544.5	4235.5	4114.6	4179.0	4628.9	4721.0	4450.7	3928.7	3865.6	3903.8	4189.2
70°	4453.3	4113.7	4026.5	4183.0	4733.4	4872.6	4530.2	3868.3	3734.0	3735.8	4067.4
72.5°	3762.9	3439.7	3481.0	3768.2	4486.2	4681.4	4162.1	3493.9	3219.2	3212.5	3513.5
75°	2488.3	2272.2	2435.4	2883.1	3729.6	4128.8	3448.6	2738.6	2394.0	2282.0	2514.5
77.5°	1088.3	1060.8	1198.1	1704.1	2542.5	2975.6	2470.5	1789.0	1302.2	1083.0	1183.0
80°	291.6	285.4	358.3	646.4	1237.7	1638.7	1336.8	713.5	372.6	271.2	287.6
82.5°	106.3	108.9	132.9	180.9	407.7	690.0	444.1	208.5	140.9	115.6	115.6
85°	46.2	44.9	64.5	72.5	111.1	156.0	127.6	88.5	71.1	53.3	51.1
87.5°	12.4	15.6	21.8	22.7	28.9	23.6	33.8	31.1	26.7	18.7	15.1
90°	0.0	0.0	0.0	0.0	0.0	0.0	0.0	0.0	0.0	0.0	0.0

(END OF REPORT)